

# Fundamentals of Slack

Language Resource Center

April 20th, 2020



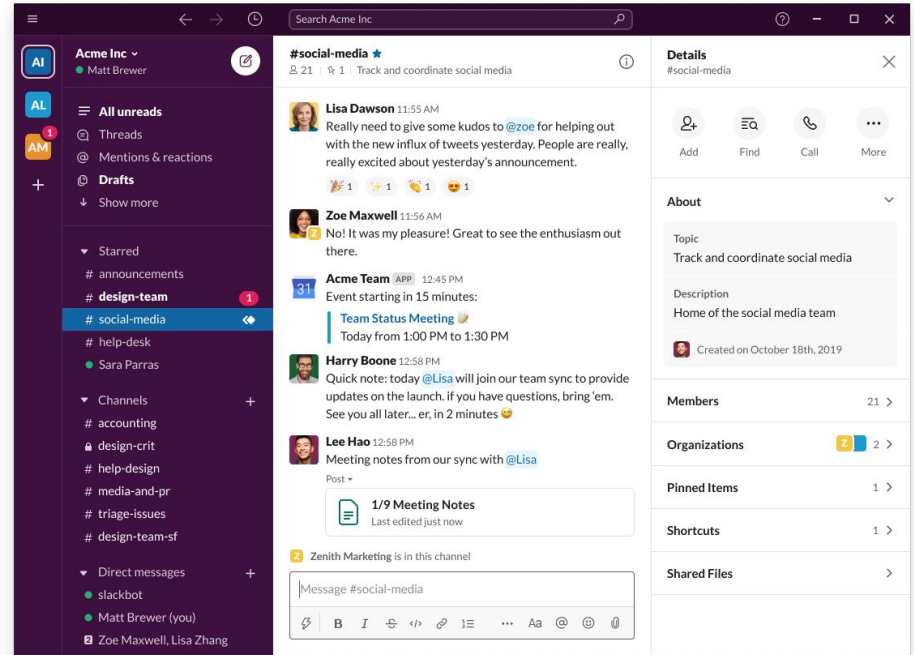
# What is Slack?

- Team messaging platform
- Messaging takes place through channels (public or private)
  - Channels = Separate spaces for different conversations
- More than just messaging:
  - Share files
  - Hold side discussions
  - Video-chat



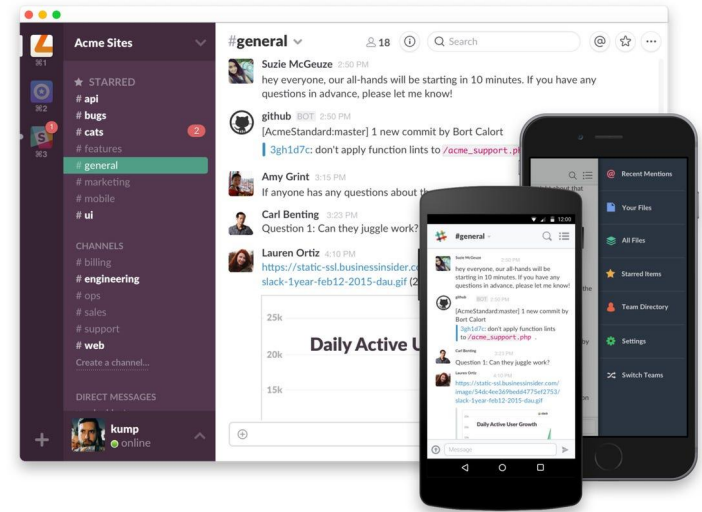
# Benefits of using Slack

- Efficient and user-friendly
- Effective tool to coordinate the work of a language program / department
- Effective language classroom management tool



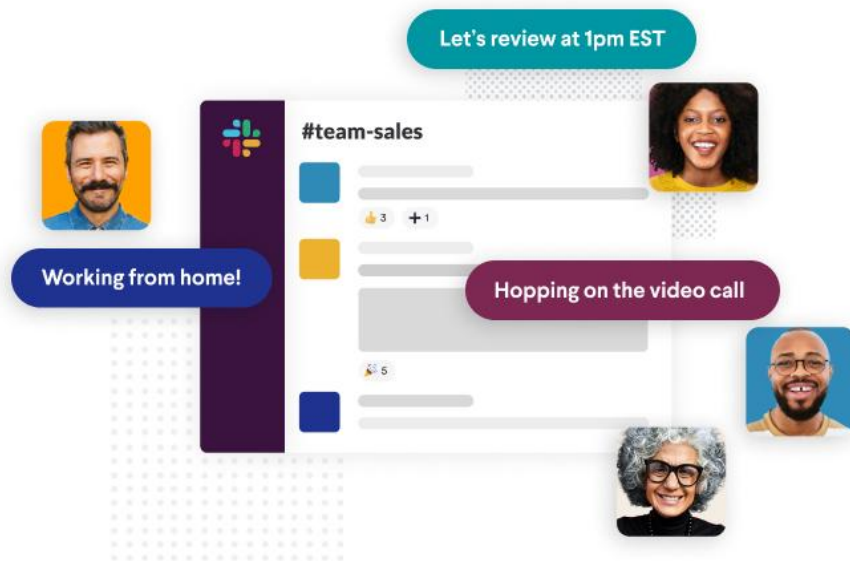
# Setting up Slack

- How do I sign up for Slack?
  - Preparing your Workspace
  - Setting up your #Channel
- How do I install Slack on my device?



# Slack for your language program

- Inviting colleagues to your workspace
- Sending direct messages
- Video-calling in Slack
- Sharing files in Slack
- Searching in Slack



# Slack for your language classroom



- Maintain separate workspaces
- Classroom advantages of using Slack
  - Group projects
  - Departure from email
  - Practical skill when transitioning to the workforce

**My advice: hold off on introducing Slack in your language classes this semester**

# Questions?





# Thank You!

